

Scaled data based on original data using
LM-79-08 Approved Method: Electrical and Photometric Measurements of Solid-
State Lighting Products

Test Report Prepared for
Cooper Lighting Solutions
(formerly Eaton)

Brand: McGRAW-EDISON

Report Number: P317580

Luminaire Tested: **GLEON-SA6D-827-U-T2R**

Issue Date: 3/3/2020

Test Information

Test Method: LM-79-08
Report Number: P317580
TEST IS SCALED FROM IESNA LM-79-08 TEST DATA (G2-1903-205-8)
Test Lab: INNOVATION CENTER
Issue Date: 3/3/2020
Manufacturer: COOPER LIGHTING SOLUTIONS (FORMERLY EATON)
Product Line: McGRAW-EDISON
Catalog Number: GLEON-SA6D-827-U-T2R
Description: GALLEON AREA AND ROADWAY LUMINAIRE
(6) 80 CRI, 2700K, 1200mA LIGHTSQUARES WITH 16 LEDS EACH AND TYPE II
ROADWAY OPTICS
Light Source: -
Ballast/Driver: ELECTRONIC DRIVER

Summary

Lumens per Lamp: N/A
Luminaire Lumens: 35542 lumens
Efficiency: N/A
Efficacy: 93.0 lumens/watt
Luminous Opening: Rectangular (W 1.5' x L: 1' x H: 0')
IES Classification: Type II - Short
BUG Rating: B3 - U0 - G4

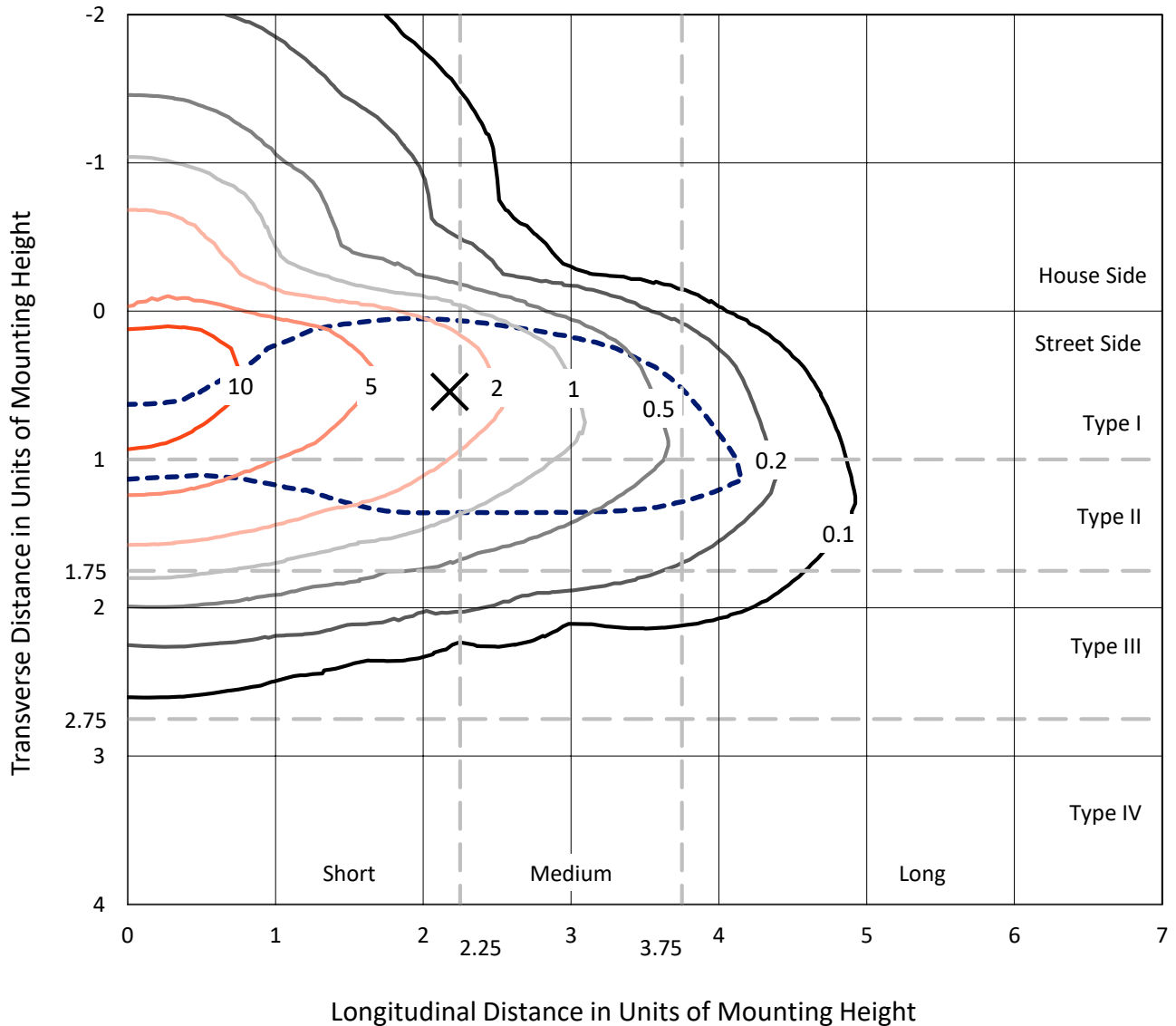
Input Watts (W): 382
Input Voltage (V): NR
Input Current (Ain): NR
Voltage Rise (V): NR
Power Factor: NR
Total Harmonic Distortion (THDi): NR
Frequency (hertz): 60
Stabilization Time: NR
Operation Time: NR
Ambient Temperature (°C): NR
Test Distance: 24 FT



REPORT NUMBER: P317580
 CATALOG NUMBER: GLEON-SA6D-827-U-T2R

Iso-Footcandle Lines of Horizontal Illumination

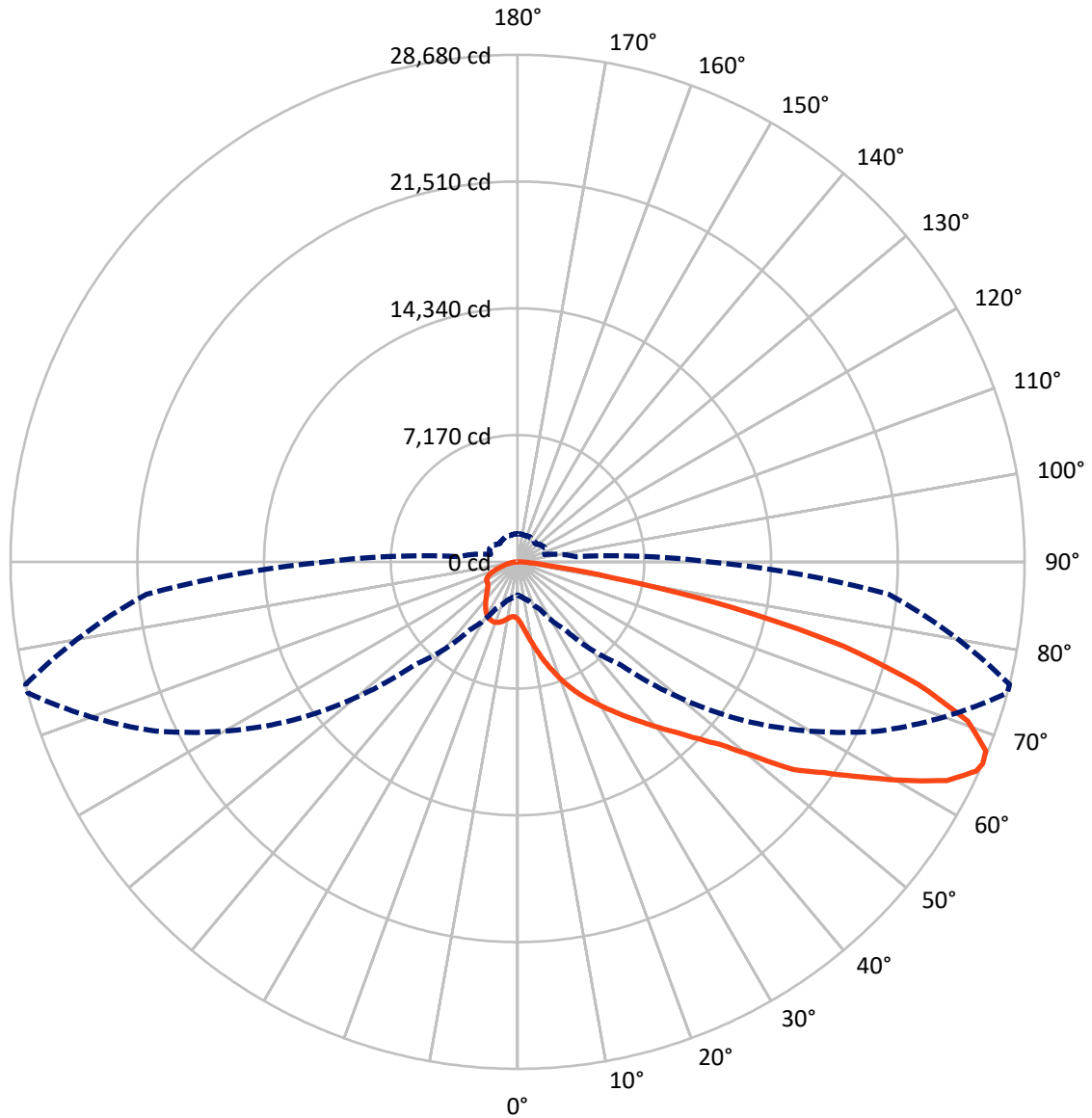
✕ Max cd
 - - - 1/2 Max cd



Based on 25 foot mounting height. Maximum calculated value = 13.8 fc
 Type II - Short - N/A

REPORT NUMBER: P317580
CATALOG NUMBER: GLEON-SA6D-827-U-T2R

Luminous Intensity Polar Plot



— Vertical Plane Through 76-Deg Lateral - - - Horizontal Cone Through 66-Deg Vertical

REPORT NUMBER: P317580
 CATALOG NUMBER: GLEON-SA6D-827-U-T2R

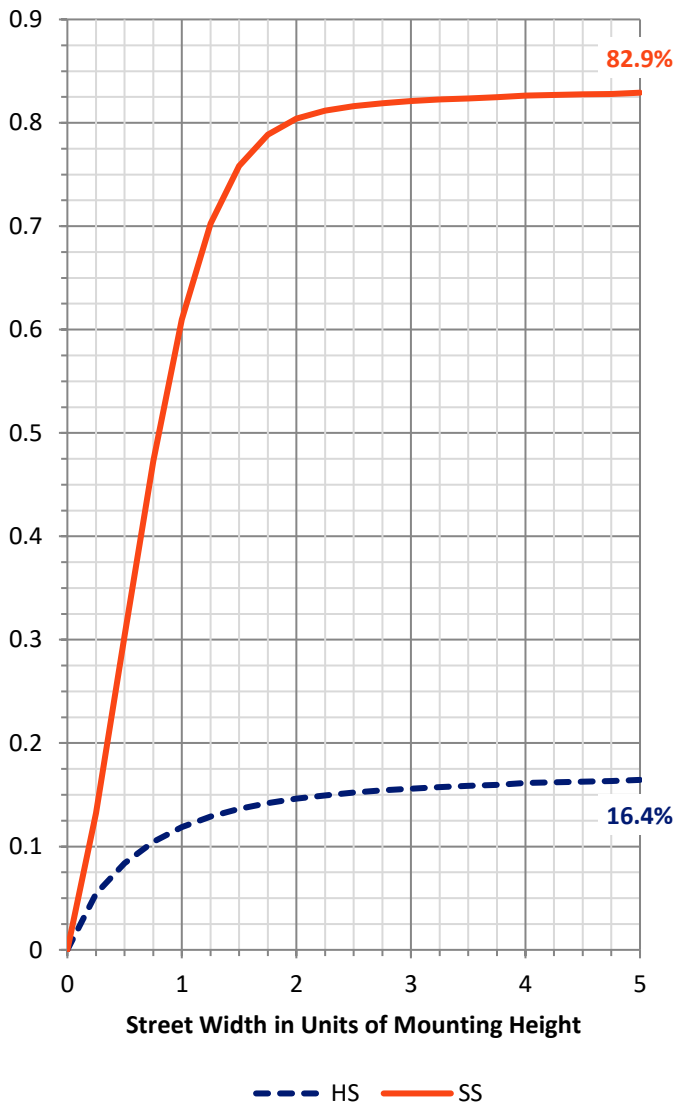
FLUX DISTRIBUTION:

		Downward	Upward	Total
House Side	Lumens	5980.5	0.0	5980.5
	% Fixture	16.8	0.0	16.8
Street Side	Lumens	29561.5	0.0	29561.5
	% Fixture	83.2	0.0	83.2
Total	Lumens	35542.0	0.0	35542.0
	% Fixture	100.0	0.0	100.0

Coefficient of Utilization

ZONAL LUMENS:

Zone	Lumens	% Fixture
0°-10°	392.5	1.1
10°-20°	1550.0	4.4
20°-30°	3012.0	8.5
30°-40°	4916.2	13.8
40°-50°	6716.7	18.9
50°-60°	7823.6	22.0
60°-70°	7014.0	19.7
70°-80°	3544.6	10.0
80°-90°	572.4	1.6
90°-100°	0.0	0.0
100°-110°	0.0	0.0
110°-120°	0.0	0.0
120°-130°	0.0	0.0
130°-140°	0.0	0.0
140°-150°	0.0	0.0
150°-160°	0.0	0.0
160°-170°	0.0	0.0
170°-180°	0.0	0.0
0°-90°	35542.0	100.0
0°-180°	35542.0	100.0

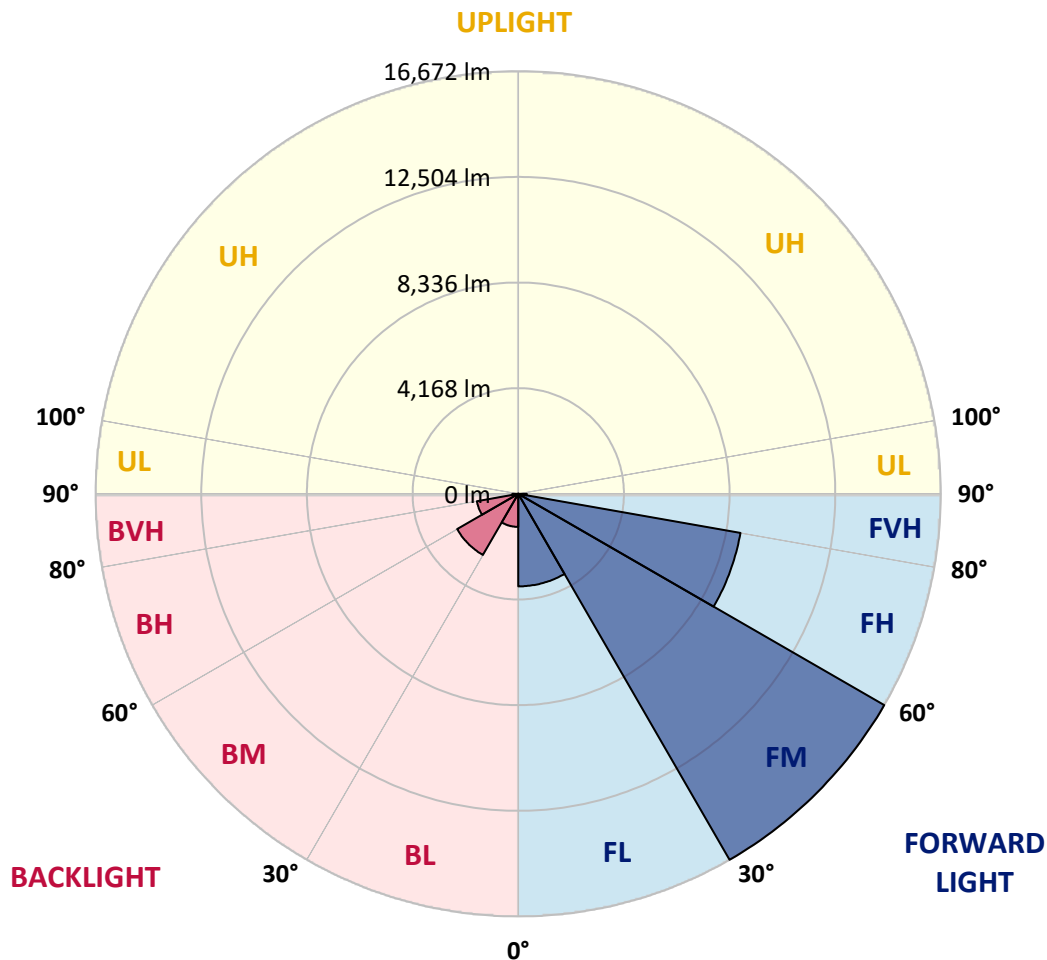


REPORT NUMBER: P317580
 CATALOG NUMBER: GLEON-SA6D-827-U-T2R

LUMINAIRE CLASSIFICATION SYSTEM LUMEN TABLE AND BUG RATING:

Zone	Lumens	% Fixture	Zone Rating/Lumen Limit		
			B	U	G
FL (0°-30°)	3650.1	10.3			
FM (30°-60°)	16671.7	46.9			
FH (60°-80°)	8901.7	25.0			G4/12000
FVH (80°-90°)	338.0	1.0			G3/500
BL (0°-30°)	1304.4	3.7	B3/2500		
BM (30°-60°)	2784.9	7.8	B3/5000		
BH (60°-80°)	1656.9	4.7	B3/2500		G3/2500
BVH (80°-90°)	234.4	0.7			G3/500
UL (90°-100°)	0.0	0.0		U0/0	
UH (100°-180°)	0.0	0.0		U0/0	

BUG Rating: B3-U0-G4
 Type II Short





REPORT NUMBER: P317580

CATALOG NUMBER: GLEON-SA6D-827-U-T2R

CANDELA DISTRIBUTION (FULL):

	0°	5°	15°	25°	35°	45°	55°	65°	75°	76°	85°
0°	3245.8	3245.8	3245.8	3245.8	3245.8	3245.8	3245.8	3245.8	3245.8	3245.8	3245.8
2.5°	4308.8	4243.7	4237.6	4142.3	4120.6	3938.4	3804.4	3664.5	3505.2	3473.8	3348.3
5°	5534.7	5528.7	5445.4	5289.8	5167.9	4856.6	4548.9	4223.1	3866.0	3808.1	3525.7
7.5°	6637.6	6627.9	6564.0	6396.3	6220.1	5837.6	5398.4	4898.8	4319.7	4234.0	3765.8
10°	7475.0	7471.3	7449.6	7326.5	7176.9	6810.1	6325.1	5643.3	4847.0	4729.9	4066.3
12.5°	8121.7	8128.9	8143.4	8100.0	8028.8	7716.3	7219.2	6432.4	5409.2	5293.4	4400.5
15°	8559.7	8581.4	8656.2	8717.8	8755.2	8563.3	8081.9	7239.7	6039.1	5900.3	4770.9
17.5°	8780.5	8804.6	8933.8	9119.6	9290.9	9271.6	8889.1	8009.5	6643.6	6509.7	5169.1
20°	8971.2	8989.3	9134.1	9357.3	9660.1	9794.1	9579.3	8750.4	7306.0	7146.8	5591.4
22.5°	9523.8	9546.7	9590.2	9716.8	9984.7	10230.9	10127.1	9451.4	7913.0	7764.5	5992.0
25°	10590.4	10618.2	10524.1	10416.7	10467.4	10638.7	10658.0	10090.9	8528.3	8360.6	6422.8
27.5°	11875.5	11915.3	11754.8	11478.5	11237.2	11170.8	11147.9	10614.6	9116.0	8921.7	6848.7
30°	13134.0	13202.7	12994.0	12635.6	12192.8	11881.5	11651.0	11127.4	9695.1	9509.3	7250.5
32.5°	14363.5	14335.8	14032.9	13683.0	13164.1	12774.4	12216.9	11677.6	10346.7	10133.1	7649.9
35°	15205.7	15215.4	14934.2	14519.2	14024.5	13725.2	12974.7	12271.2	11011.5	10814.9	8103.6
37.5°	15922.5	15877.8	15559.3	15171.9	14746.0	14618.1	13861.6	12925.2	11731.9	11517.1	8586.3
40°	16161.4	16109.5	15900.7	15622.0	15280.5	15269.7	14840.1	13666.1	12546.4	12334.0	9130.4
42.5°	16016.6	15950.2	15864.5	15788.5	15683.5	15731.8	15759.6	14534.8	13441.7	13204.0	9760.3
45°	15482.0	15381.9	15442.2	15607.5	15835.6	16108.3	16589.7	15496.5	14444.4	14245.3	10499.9
47.5°	14660.3	14569.8	14758.1	15111.6	15731.8	16422.0	17375.2	16558.3	15641.3	15443.4	11553.3
50°	13504.4	13530.9	13800.0	14443.1	15380.7	16566.8	18342.9	17964.0	17381.2	17196.6	12990.4
52.5°	11607.6	11612.4	12370.2	13426.0	14758.1	16492.0	18879.9	19760.7	19757.1	19533.8	14358.7
55°	9846.0	9953.3	10553.0	11956.3	13749.3	16192.7	19255.1	20634.3	21317.2	21055.4	15634.1
57.5°	8125.3	8188.1	8756.4	10165.7	12309.9	15395.2	19640.0	21682.8	23115.1	22949.8	17219.6
60°	6168.2	6264.7	6852.3	8154.3	10468.6	13979.8	19676.2	22777.2	25264.0	25097.5	18989.7
62.5°	4003.5	4170.1	4720.3	5940.2	8241.2	11944.3	18836.4	23492.7	27300.8	27241.7	20560.7
65°	2301.0	2426.5	2809.0	3750.2	5685.6	9388.6	16839.5	23217.6	28554.5	28520.7	21148.3
66°	1879.9	1958.3	2251.5	2930.9	4691.3	8244.8	15678.7	22637.2	28678.8	28680.0	21080.7
67.5°	1503.4	1538.4	1670.0	2098.3	3461.8	6535.0	13604.6	21357.0	28524.3	28566.5	20645.1
70°	1244.0	1262.1	1303.1	1406.9	1889.6	3940.8	9656.5	18030.4	26973.8	27006.4	18945.0
72.5°	1116.1	1127.0	1142.7	1157.1	1333.3	2202.1	5897.9	14423.8	23649.6	23691.8	16354.4
75°	1011.1	1017.2	1014.8	1016.0	1118.5	1403.3	3047.9	10769.0	19122.4	19037.9	12528.3
77.5°	888.1	894.1	882.0	884.4	989.4	1078.7	1516.7	7538.9	12904.7	12308.6	7058.7
80°	750.5	755.3	750.5	759.0	861.5	814.5	882.0	4241.2	5706.1	5397.2	2509.8
82.5°	567.1	587.6	602.1	635.9	709.5	579.2	590.0	1651.9	1737.5	1654.3	769.8
85°	248.6	302.9	453.7	486.3	533.3	347.5	387.3	673.3	707.1	685.4	279.9
87.5°	65.2	71.2	224.4	282.3	295.6	156.9	201.5	306.5	323.4	306.5	92.9
90°	0.0	0.0	0.0	0.0	0.0	0.0	0.0	0.0	0.0	0.0	0.0



REPORT NUMBER: P317580
 CATALOG NUMBER: GLEON-SA6D-827-U-T2R

CANDELA DISTRIBUTION (continued):

	90°	95°	105°	115°	125°	135°	145°	155°	165°	175°	180°
0°	3245.8	3245.8	3245.8	3245.8	3245.8	3245.8	3245.8	3245.8	3245.8	3245.8	3245.8
2.5°	3282.0	3222.9	3116.7	3022.6	2951.4	2903.1	2854.8	2830.7	2816.2	2801.8	2804.2
5°	3387.0	3267.5	3085.3	2956.2	2883.8	2838.0	2813.8	2804.2	2798.1	2783.7	2783.7
7.5°	3545.0	3376.1	3125.1	2992.4	2935.7	2900.7	2886.2	2881.4	2874.1	2857.3	2859.7
10°	3744.1	3507.6	3208.4	3079.3	3027.4	2988.8	2968.3	2961.0	2947.8	2928.4	2930.9
12.5°	3978.2	3670.5	3318.2	3183.0	3120.3	3068.4	3034.6	3014.1	2991.2	2965.9	2967.1
15°	4234.0	3847.9	3436.4	3276.0	3190.3	3117.9	3063.6	3028.6	2992.4	2961.0	2959.8
17.5°	4493.4	4019.2	3526.9	3326.6	3210.8	3115.5	3041.9	2987.6	2942.9	2904.3	2900.7
20°	4773.4	4173.7	3577.6	3321.8	3172.2	3058.8	2961.0	2893.5	2844.0	2805.4	2799.3
22.5°	5058.1	4318.5	3586.1	3272.3	3086.5	2947.8	2845.2	2770.4	2719.7	2679.9	2665.4
25°	5318.7	4430.7	3551.1	3177.0	2967.1	2817.4	2717.3	2641.3	2600.2	2553.2	2538.7
27.5°	5556.4	4509.1	3481.1	3055.1	2833.1	2685.9	2591.8	2526.6	2482.0	2445.8	2433.7
30°	5770.0	4551.3	3366.4	2910.3	2695.6	2561.6	2482.0	2437.4	2398.7	2352.9	2344.4
32.5°	5972.7	4551.3	3219.2	2752.3	2559.2	2451.8	2404.8	2377.0	2333.6	2288.9	2276.9
35°	6175.4	4523.6	3045.5	2587.0	2433.7	2373.4	2371.0	2338.4	2272.1	2211.7	2196.0
37.5°	6389.0	4466.9	2850.0	2432.5	2331.2	2338.4	2358.9	2286.5	2192.4	2106.7	2083.8
40°	6630.3	4388.4	2647.3	2298.6	2245.5	2322.7	2326.3	2211.7	2028.3	1949.9	1929.4
42.5°	6913.9	4310.0	2459.1	2180.3	2177.9	2275.7	2264.8	2050.0	1940.2	1900.4	1889.6
45°	7286.7	4265.4	2280.5	2068.1	2124.8	2199.7	2159.8	1960.7	1914.9	1892.0	1882.3
47.5°	7874.3	4288.3	2116.4	1978.8	2071.8	2123.6	1964.4	1924.5	1892.0	1864.2	1854.6
50°	8610.4	4275.0	1983.7	1917.3	2011.4	2044.0	1876.3	1877.5	1860.6	1829.2	1814.7
52.5°	9164.2	4171.3	1898.0	1882.3	1958.3	1902.8	1820.8	1831.6	1823.2	1777.3	1761.7
55°	9698.7	4082.0	1854.6	1869.0	1919.7	1726.7	1755.6	1782.2	1773.7	1729.1	1721.8
57.5°	10363.6	4065.1	1828.0	1872.7	1887.1	1638.6	1692.9	1727.9	1721.8	1702.5	1698.9
60°	11178.1	4069.9	1803.9	1878.7	1850.9	1573.4	1633.8	1678.4	1682.0	1678.4	1676.0
62.5°	11625.7	3938.4	1743.6	1861.8	1787.0	1516.7	1572.2	1637.4	1638.6	1645.8	1644.6
65°	11245.6	3545.0	1631.3	1802.7	1679.6	1469.7	1519.1	1590.3	1572.2	1604.8	1604.8
66°	10876.4	3318.2	1575.8	1764.1	1633.8	1451.6	1502.2	1566.2	1543.3	1587.9	1587.9
67.5°	10122.3	2935.7	1475.7	1682.0	1568.6	1426.2	1482.9	1526.4	1495.0	1561.4	1556.5
70°	8744.3	2270.8	1274.2	1496.2	1461.2	1388.8	1456.4	1446.7	1400.9	1502.2	1482.9
72.5°	7372.4	1725.5	1023.2	1252.5	1298.3	1341.8	1419.0	1345.4	1287.5	1358.6	1316.4
75°	5720.5	1297.1	808.4	973.7	1096.8	1268.1	1374.3	1228.3	1145.1	1137.8	1114.9
77.5°	3092.5	890.5	640.7	743.3	871.2	1176.4	1344.2	1102.8	977.4	948.4	930.3
80°	1224.7	579.2	465.8	563.5	609.3	1043.7	1271.8	956.8	806.0	777.1	749.3
82.5°	505.6	342.7	300.4	377.7	397.0	892.9	1141.5	784.3	622.6	861.5	914.6
85°	217.2	188.2	178.6	195.5	224.4	626.2	908.6	598.5	672.1	599.7	476.6
87.5°	65.2	79.6	76.0	74.8	82.0	149.6	483.9	333.0	493.5	187.0	140.0
90°	0.0	0.0	0.0	0.0	0.0	0.0	0.0	0.0	0.0	0.0	0.0

(END OF REPORT)